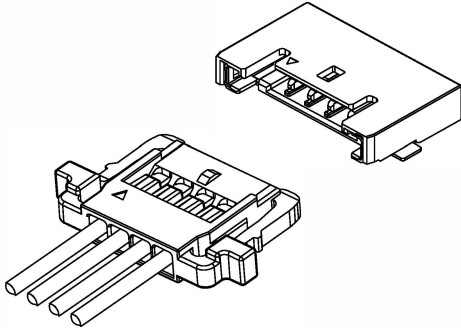


# A1004 503764 CONNECTOR

1.00mm Pitch/Disconnectable Crimp style connectors

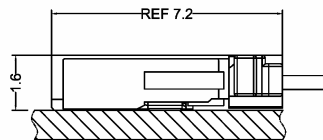


## Specifications:

- Current rating: 1.5 A AC,DC (AWG #28)
  - Voltage rating: 250 V AC/DC
  - Temperature range: -25°C ~ +105°C  
(including temperature rise in applying electrical current)
  - Contact resistance: Initial value/ 20m Ω max  
After environmental testing/ 40m Ω max
  - Insulation resistance: 1000 M Ω min
  - Withstanding voltage: 500 VAC/minute
  - Applicable wire: Conductor size/ AWG#30 to #28  
Insulation O.D./ 0.5 to 0.7 mm
- \* Compliant with RoHS2/ REACH  
\* In using the products, refer to "Handling Precautions for Terminals and Connectors "described on our website (Technical documents of Product information page).  
\* Contact CSG for details

## Material:

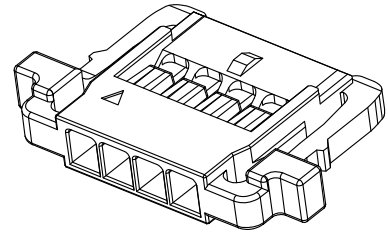
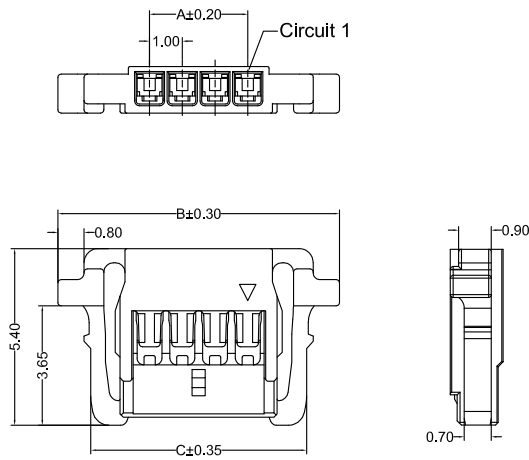
Housing: PA66,UL94-V0;Color:Black  
Terminal: Phosphor/ Tin-plated, Gold-Plated  
Wafer Housing: 4T,UL94-V0;Color:Black  
Wafer Pin: Phosphor/ Gold-Plated,TP=Tin-Plated  
Wafer Fixed Foot: Brass/ Tin-plated



- Note: 1. The above figure is the figure viewed from the connector mounting side.  
2. Tolerances are non-cumulative: ±0.08 mm for all centers.  
3. The dimensions above should serve as a guideline. Contact CSG for details.

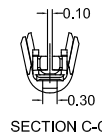
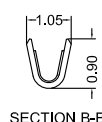
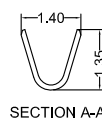
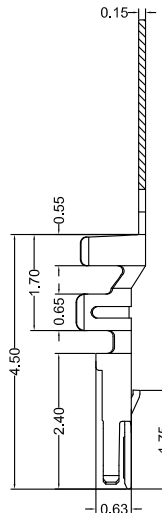
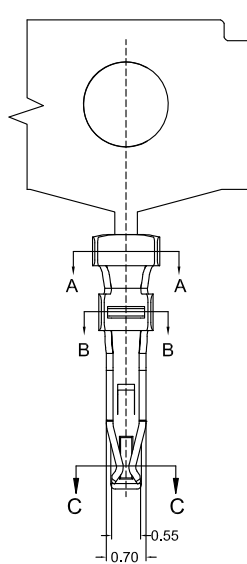
**CSG**

# A1004 503764



A1004HF 0XX AK P6 0 195  
 PIN  
 002=2PINS  
 SPECIAL  
 AK=BUCKLE  
 Material  
 P6=PA66 94V-0  
 Code  
 195  
 Color  
 0=Black

CSG PART NO.	Dimension mm			Q'ty/BAG
	A	B	C	
A1004HF002AKP60195	1.00	6.60	4.60	2000PCS
A1004HF003AKP60195	2.00	7.60	5.60	2000PCS
A1004HF004AKP60195	3.00	8.60	6.60	2000PCS
A1004HF005AKP60195	4.00	9.60	7.60	2000PCS
A1004HF006AKP60195	5.00	10.60	8.60	2000PCS

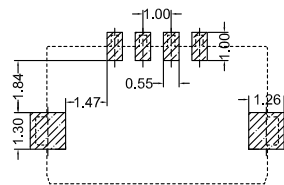
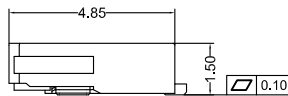
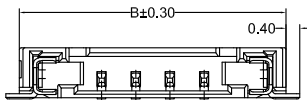
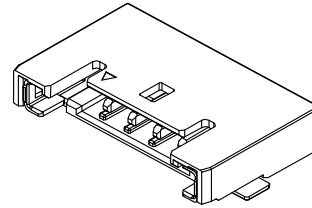
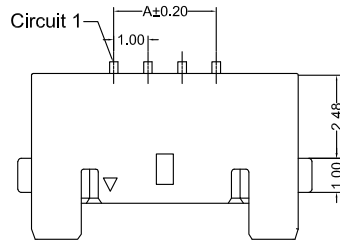


A1004 M 0 A XX 195  
 Type  
 M=Female Terminal  
 Material  
 A=Phosphor  
 Finish  
 GF=Gold-Plated  
 TP=Tin-Plated  
 Code  
 195

CSG PART NO.	Wire Range	Insulation O.D.	Q'ty/Reel
A1004M0AGF195	AWG#28-#30	0.70mm(max)	20000PCS
A1004M0ATP195	AWG#28-#30	0.70mm(max)	20000PCS



# A1004 503764



Recommended P.C.B Layout  
General Tolerance±0.05

A1004RS\_QXX AA 4T XX B 0 109

- PIN
- 002=2PINS
- SPECIAL
- AA=NO Special
- Material
- 4T=PA4T 94V-0
- Finish
- GF=Terminal Gold-Plated
- TP=Terminal Tin-Plated
- Code
- 109
- Color
- 0=Black
- Packing
- B=Tape & Reel

CSG PART NO.	Dimension mm		Q'ty/Reel
	A	B	
A1004RS002AA4TXXB0109	1.00	5.80	3000PCS
A1004RS003AA4TXXB0109	2.00	6.80	3000PCS
A1004RS004AA4TXXB0109	3.00	7.80	3000PCS
A1004RS005AA4TXXB0109	4.00	8.80	3000PCS
A1004RS006AA4TXXB0109	5.00	9.80	3000PCS